



NORTH CAROLINA ASSOCIATION FOR PUBLIC CHARTER SCHOOLS

Job Board Directions: Candidates

(1) Click <https://ncpubliccharters.org/candidate-panel-2/candidate-registration/>

If you already created a candidate profile, select **Candidate Login** under the **Resumes Menu**, enter your username and password, and click **Login**.

A screenshot of the login page. It features a form with fields for 'Username or Email' and 'Password', a 'Remember me' checkbox, and buttons for 'Login', 'Not a member? Register', and 'Candidate Login'. On the right side, there is a 'Protected: Member' dropdown menu with 'Resumes' selected, and a 'Resumes Menu' section containing 'Browse Resumes', 'Search Resumes', 'Candidate Login', and 'Candidate Registration'. The 'Login' button and 'Candidate Login' link are circled in red.

If you have not created a candidate profile, select **Candidate Login**, click **Register** by the Login button, enter your name, username, password, and email, and click **Register account**.

A screenshot of the registration form. It contains input fields for 'First name', 'Last name', 'Username', 'Password', 'Password (repeat)', and 'E-mail'. Below these fields is a 'Register account' button. Each label and the button are circled in red.

(2) Once you log in or register, click **My Resume** (sheet of paper icon) to enter and submit your resume to the job board.

A screenshot of the user dashboard. It is divided into two sections: 'MANAGE' and 'ACCOUNT'. Under 'MANAGE', there are three buttons: 'My Resume' (with a sheet of paper icon), 'My Applications' (with a folder icon), and 'My Bookmarks' (with a bookmark icon). Under 'ACCOUNT', there are three buttons: 'Logout' (with a power icon), 'Change Password' (with a star icon), and 'Delete Account' (with a trash can icon). The 'My Resume' button is circled in red.



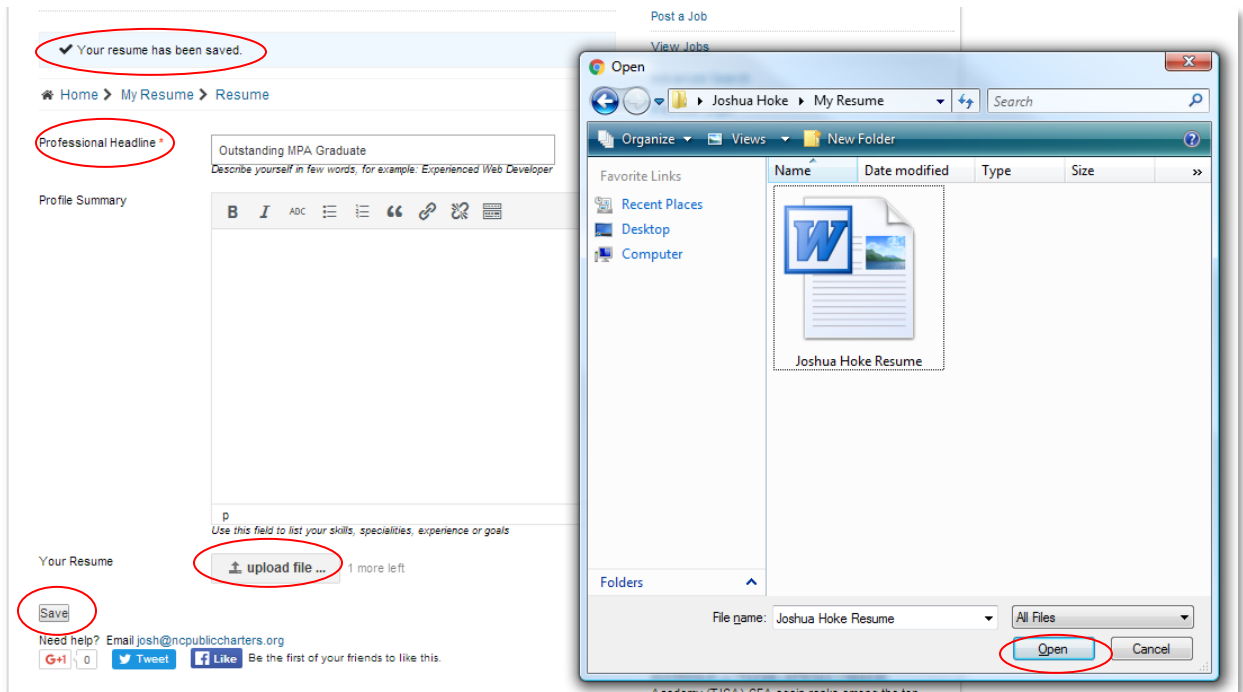
NORTH CAROLINA ASSOCIATION FOR PUBLIC CHARTER SCHOOLS

Job Board Directions: Candidates

(3) There are two ways to provide resume details to the job board:

Uploading Your Resume (recommended if you already have a resume)

Click **Edit** beside Resume to upload your resume (see image on page 2). Click **upload file** to select the desired file and click **Open**. Click **Save** to see a prompt at the top that tells you your resume has been saved, and click **My Resume** to return to the main resume details page. You should now be able to view your uploaded resume. Once this is done, proceed to step (4) on page 5.



If you do not have a resume to upload, see next page.



NORTH CAROLINA ASSOCIATION FOR PUBLIC CHARTER SCHOOLS

Job Board Directions: Candidates

Completing the Web Form (Recommended if you do not already have a resume)

Account Information, Address, and Resume

Enter your name, email, phone number, city, state, and professional headline (photo and profile summary are optional, but of course helpful to employers).

Account Information

First Name *


Last Name *

Email Address
This field will be shown only to registered employers.

Phone Number
This field will be shown only to registered employers.

Your Photo

Drop files here



browse files ...

IMAG0015-1.jpg 207 kb

Address

City *
For example: "Chicago", "London", "Anywhere" or "Telecommute".

State *

Resume

Professional Headline *
Describe yourself in few words, for example: Experienced Web Developer

Profile Summary

B *I* ABC ☰ ☷ “ ” ↻ 📄



NORTH CAROLINA ASSOCIATION FOR PUBLIC CHARTER SCHOOLS

Job Board Directions: Candidates

Experience

Click **Add Experience** under **Experience** to enter one of your occupations. Enter the following information

Start Date	Finish Date (click This is my current position if applicable)	Company Name
------------	---	--------------

Position Title	Job Description
----------------	-----------------

Once complete, click **Save**, and the occupation you just entered should appear. Click **Add Experience** again to enter another one of your occupations. Repeat until you have finished.

The screenshot shows a form for adding work experience. On the left side, the labels 'Started', 'Finished', 'Company Name', 'Position Title *', and 'Description' are circled in red. On the right side, the form contains two date input fields (both with '2016/04/25' entered), a checkbox labeled 'This is my current position', two text input fields for 'Company Name' and 'Position Title *', a large text area for 'Description', and a 'Save' button at the bottom, which is also circled in red.

Education

Click **Add Education** under **Education** to begin entering your educational background. Enter the following information.

Start Date	Finish Date (click I am currently studying here if applicable)	Institution
------------	--	-------------

Title	Description (i.e. the degree you earned)
-------	--

Once complete, click **Save**, and the education information you just entered should appear. Click **Add Education** again to enter another one of your schools/programs. Repeat until you have finished.

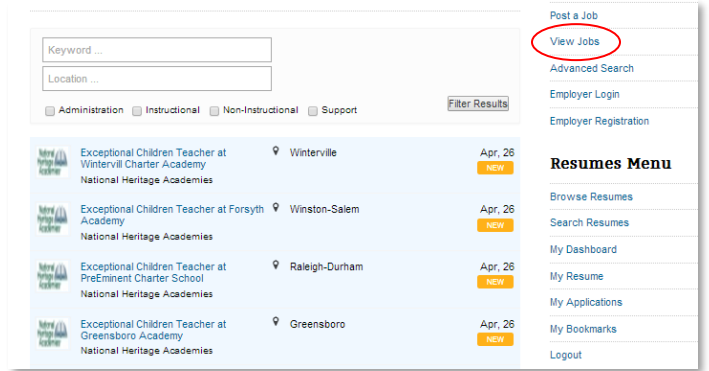
The screenshot shows a form for adding education. On the left side, the labels 'Started', 'Finished', 'Institution', and 'Title *' are circled in red. On the right side, the form contains two date input fields (both with '2016/04/25' entered), a checkbox labeled 'I am currently studying here', two text input fields for 'Institution' and 'Title *', a large text area for 'Description', and a 'Save' button at the bottom, which is also circled in red.



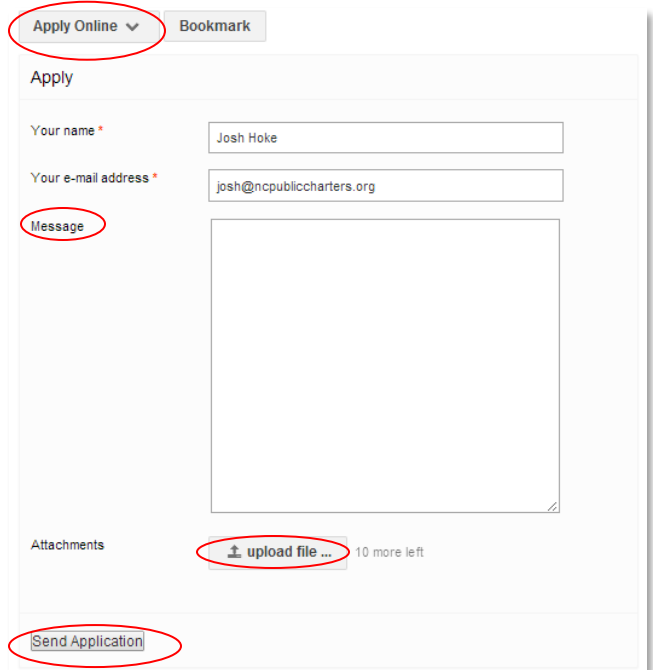
NORTH CAROLINA ASSOCIATION FOR PUBLIC CHARTER SCHOOLS

Job Board Directions: Candidates

(4) Once your resume is complete either on the web form or uploaded, click **View Jobs** under the **Job Board Menu** to search for job postings, and click on the job title to view its description.



(5) If after reading the description you would like to apply, click **Apply Online**. A dropdown will appear that automatically populates your name and email address. Click **upload file** to attach your resume, cover letter, and any other documents. It is recommended that you not only upload your resume, but you also upload your cover letter or enter it in the Message field. The more information you provide the better response you will receive from employers. Once both are uploaded/complete, click **Send Application**, and the light blue prompt will appear telling you your application is sent.





NORTH CAROLINA ASSOCIATION FOR PUBLIC CHARTER SCHOOLS

Job Board Directions: Candidates

- (6) To view jobs you have applied for along with the status of each application, click **My Dashboard** under the **Resumes Menu** then **My Applications** (envelope icon). Any job postings to which you have submitted applications will appear. (Note: the more information you enter in your resume, the higher percentage profile completion you will see).

Profile Completion (67%)

MANAGE

- My Resume
- My Applications**
- My Bookmarks

ACCOUNT

- Logout
- Change Password
- Delete Account

Home > My Applications

JOB	SENT	STATUS
Exceptional Children Teacher at Winterville Charter Academy at National Heritage Academies	less than a minute ago	NEW

- (7) If you find a job posting of interest, but you are not ready to apply for it yet, you can click **Bookmark** instead of Send Application. Bookmarking a job posting allows you to save the post under **My Bookmarks** (ribbon icon) in your dashboard so you do not have to search for the post again when you want to view it later.

Apply Online ▾ **Bookmark**

Apply

Your name *

Your e-mail address *

Message

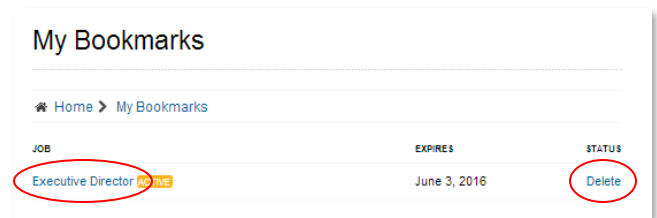
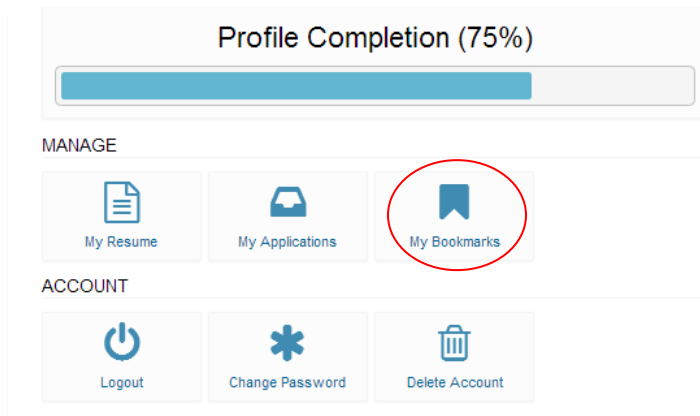
Attachments 10 more left



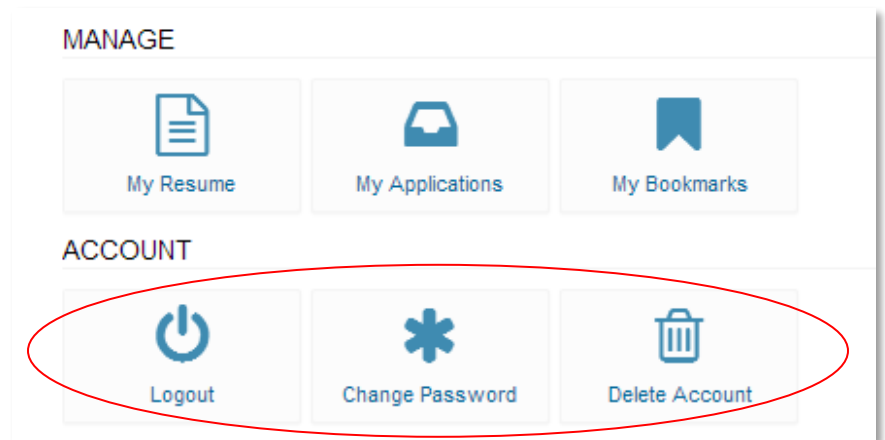
NORTH CAROLINA ASSOCIATION FOR PUBLIC CHARTER SCHOOLS

Job Board Directions: Candidates

- (8) Click **My Bookmarks** (ribbon icon) to view job postings you bookmarked. If you are now ready to apply for the bookmarked job, click the job posting title, click **Apply Online** below the description, and follow step (5). If you want to delete any postings you bookmarked, click **Delete**.



- (9) The options to **Logout**, **Change Password**, or **Delete Account**, are available under the ACCOUNT section of the Employer Dashboard.



Please keep your resume and cover letter updated as much as possible. Not only can candidates view job postings posted to the job board, schools can view candidate profiles and resumes posted to the job board if they want to search for someone with certain qualifications. Resume postings more than nine months old will be deleted.

We appreciate your support and continued commitment to us. In response to that, we want to continue offering the best ways to meet the needs of our charter school community. Among those ways is providing this job board exclusive to the charter school sector with the goal of being the one-stop shop for charter school opportunities in North Carolina. If you have any questions about the job board, please contact josh@ncpubliccharters.org.